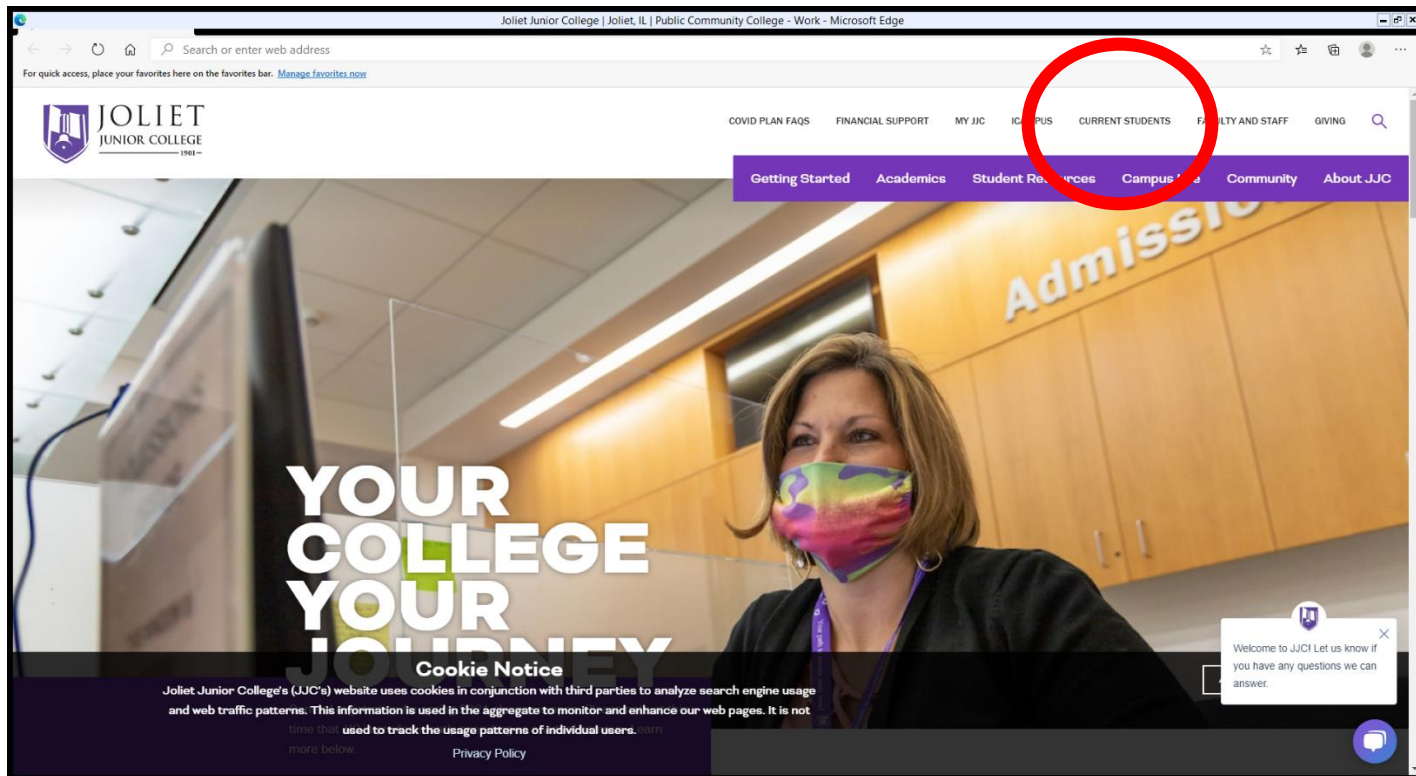
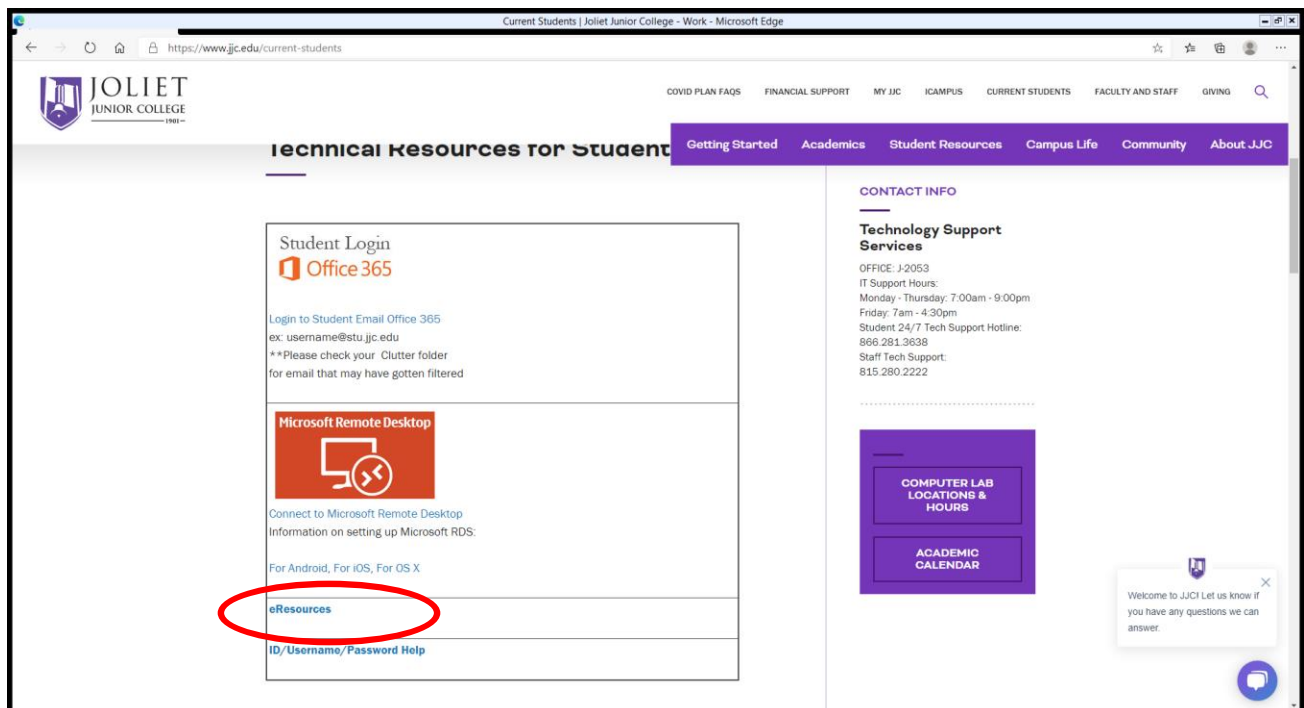


Using eResources Non-Credit Registration

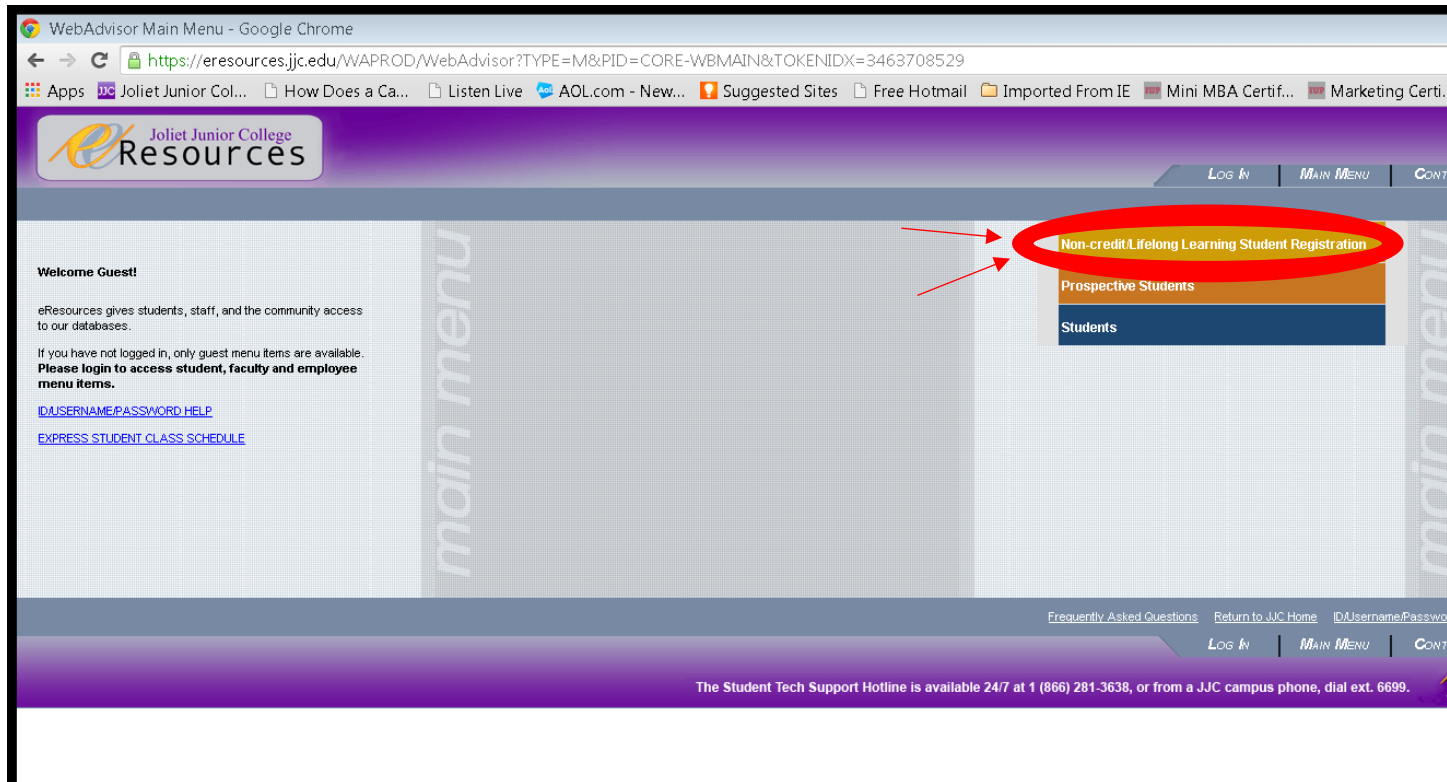


1. Go to www.jjc.edu and select Current Students

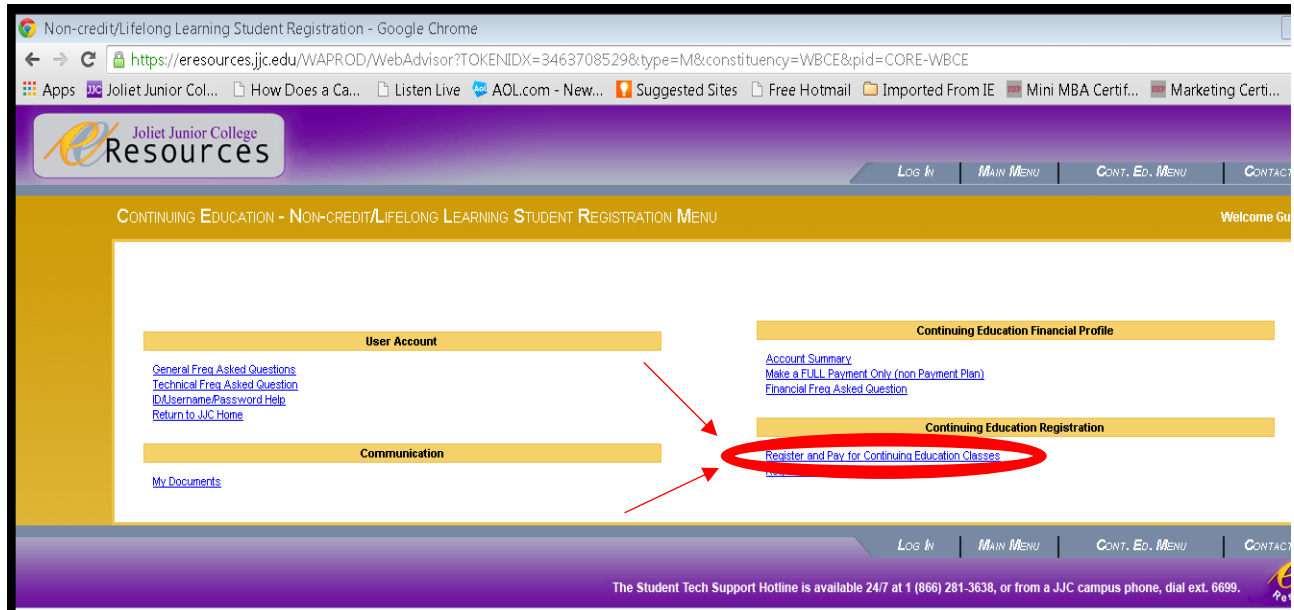


2. Select eResources (you may need to scroll down on your screen to see this option)

Using eResources Non-Credit Registraion



3. Select Non-credit Lifelong Learning Student Registration



4. Select Register and Pay for Continuing Education Classes

Using eResources Non-Credit Registraion

Register and Pay for Continuing Education Classes - Google Chrome

https://eresources.jjc.edu/WAPROD/WebAdvisor?TOKENIDX=9721955822&SS=1&APP=ST&CONSTITUENCY=WBCE

Joliet Junior College
Resources

LOG IN | MAIN MENU | CONT. ED. MENU | HELP | CONTACT US

Note: Credit card payment is required when registering for Continuing Education or non-degree classes via the web. Please have your credit card information at hand. If you prefer to use check or cash, you may use our mail or in-person registration process. If you experience any problems registering via the web, please contact our Continuing Education office at (815) 280-1555 before attempting to proceed with your registration.

If you are an eResources user and have not yet logged in, please [Log In](#) before searching.

You may enter as many search criteria as you wish, but you will see only classes that meet ALL of your criteria, so start with a broad search. (Enter criteria in only 1 or 2 fields.)

CONTINUING EDUCATION Welcome Guest!

Register and Pay for Continuing Education Classes

You may enter as many search criteria as you wish, but you will see only classes that meet ALL of your criteria, so start with a broad search. (Enter criteria in only 1 or 2 fields.)

Search For (Key Word)

Course Code Number

Starting On/After Date Ending By Date

Classes Meeting After

Classes Ending Before

Mon ☐ Tue ☐ Wed ☐ Thu ☐ Fri ☐ Sat ☐ Sun ☐

Topic Code

Location

Instructor's Last Name

5. Enter the Course Code Number: For example **LLC.1056** (make sure you put a **period** between LLC and the number)

Select Classes - Google Chrome

https://eresources.jjc.edu/WAPROD/WebAdvisor?TOKENIDX=3463708529&SS=2&APP=ST&CONSTITUENCY=WBCE

Joliet Junior College
Resources

LOG IN | MAIN MENU | CONT. ED. MENU | HELP | CONTACT US

CONTINUING EDUCATION Welcome Guest!

Select Classes

Note that this does not reflect our complete course catalog. Only classes available for enrollment by non-degree students appear here. For a complete search, including classes available to degree-seeking students, use "Search for classes"

You are not enrolled in any selected classes until you are shown a ClassPayment Confirmation form listing the classes in which you successfully enrolled.

Select	Course Name and Title	Meeting Information	Location	Start Date	End Date	Faculty	Credits	CEUs	Capacity / Available Seats
<input type="checkbox"/>	LLC 1056 T1 (99866) Conv Stan Lapa	09/08/2014-10/13/2014 Lecture Monday 06:30PM - 08:30PM, Business & Tech Ctr, Room 2002	Main Campus	09/08/14	10/13/14	CED Staff	1.50		20 / 0
<input type="checkbox"/>	LLC 1056 T2 (99867) Conv Stan Lapa	09/08/2014-10/13/2014 Lecture Monday 06:30PM - 08:30PM, Business & Tech Ctr, Room 2002	Main Campus	09/08/14	10/13/14	CED Staff	1.50		Unlimited

SUBMIT

LOG IN | MAIN MENU | CONT. ED. MENU | HELP | CONTACT US

The Student Tech Support Hotline is available 24/7 at 1 (866) 281-3638, or from a JJC campus phone, dial ext. 6699.

6. The class should appear. Select the box by the class offering that you wish and then submit.

Then complete the personal information and payment pages. If you need assistance you can call 815-280-1555 Monday through Friday, 8a.m. to 4:30p.m.